



SYSTEMS AND PRACTICES FOR DISTRICTS WITH MULTIPLE PREK FUNDING SOURCES

Presented by Jason Gish, Associate, Office of Early Learning



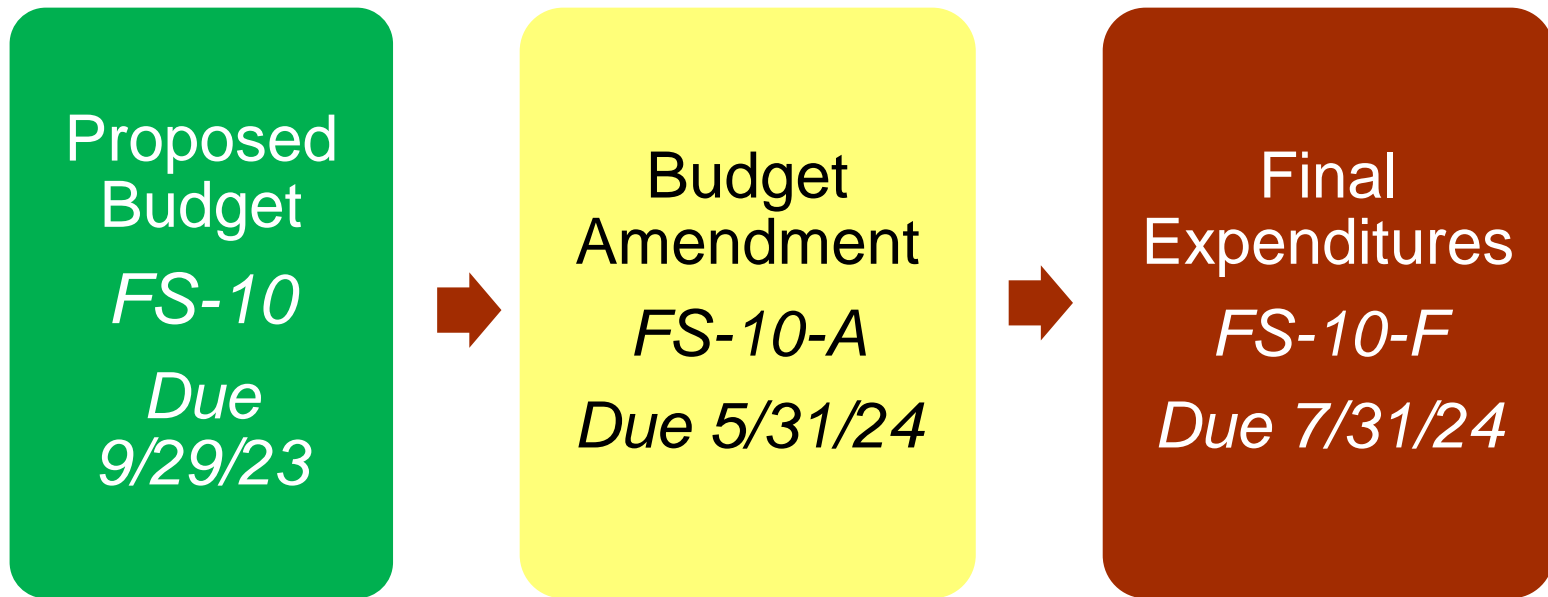
**Participants will examine
funding requirements
and contingencies for NY
State-Administered
Prekindergarten.**

-



District Fiscal Responsibilities

PreK Program Year – July 1 through June 30



Overview of Available PreK Funding



Full-Day Only	Full-Day Only	Full-Day Only	Full-Day Only	Half-Day or Full-Day	Full-Day Only
		*Provided by Conversion Slots and/or New Full-Day slots	*Provided by Conversion Slots and/or New Full-Day slots		*Provided by Conversion Slots and/or New Full-Day slots
		Conversion Slots:	Conversion Slots:		Conversion Slots:
		Amount varies per student based upon \$10,000 /student with certified teacher	Amount varies per student based upon \$7,000 /student with uncertified teacher		Amount varies per student based upon \$10,000 /student with certified teacher
		New Full Day Slots:			New Full Day Slots:
		\$10,000 /student with certified teacher *B-2, SWU B-2, or N-6 Certification required			\$10,000 /student with certified teacher *B-2, SWU B-2, or N-6 Certification required

Enrollment affects funding


Expansion Grants and RFPs

Example:

2022-23 Expansion Grant

RFP/Application Process

- Round 1
 - 24 Awardees, \$11.7 million
 - » 11 began in January 2023
- Round 2
 - 33 Awardees, \$13.3 million



2023-24 Expansion Grant


Restricted Period

- Grant Announcement TBD

Effects of Expansion Grants

Managing Multiple Funding Sources

- Supplement Not Supplant Requirement
- Differing Rates



Supplement Not Supplant

Definition


Only Use New Funding in Addition to and Not in Place of Preexisting Funding

- Federal
- State
- Local Expenditures
 - Directed for PreK by Maximizing the Funds
 - In the Order in Which They Were Received

Purpose

Promote Growth





Organizing Funding

Name of Funding Source	Applicable Ed. Law	Type of Funding	Project Number	Maximum Amount
State Funded Universal Prekindergarten				
\$2,250,985		Statewide Universal Full-Day Prekindergarten	3602-ee	Award 0545-24-21
Allocation	Funding Not Available	Funding Not Available		Federally Funded Universal Prekindergarten
3602-e				
3602-a	Allocation	0409-24-7036	Funding Not Available	State Funded Universal Prekindergarten
Allocation	0409-24-7036	Funding Not Available		State Funded Universal Prekindergarten

Organizing Funding

Projected	Payable		
534,600	\$ 534,600	State Funded LIPK Allocation	\$
2,350,095	\$ 2,350,095	SLIEDPK Grant Awarded 2014-2015	\$
		Funding Not Available	
		SLIEDPK Grant Awarded 2021-2022	\$ 280,000
		SLIEDPK Grant Awarded 2022-2023	\$ 280,000

Define:

**New Full Day Slot
Conversion Slot**

Organizing Funding

Does my district
have access to...

SUFDPK?

- Use Funding Organizer
-



Differing Rates

Rates in UPK Allocations

Rate Per Student - Alternatives

- Using Allocations Lists
 - Used for:
 - » Calculating projected allocation payable
 - » Determining rates to pay collaborating agencies
- Using Selected Aid Per 1/2-Day Prekindergarten Pupil Pursuant to 3602-e(10)(b)(i)
 - Used for calculating SUFDPK conversion rates




Differing Rates

Rates in SUFDPK Grants

Rate Per Slot

- Conversion Slots
 - Vary per district according to Selected Aid Per 1/2-Day Prekindergarten Pupil
 - Subtract \$3,000 with uncertified teacher
- New Full Day Slots
 - \$10,000 with certified teacher of record
 - \$7,000 with uncertified teacher of record



Goal: to maximize the number of PreK students a district can serve.

- Applicable Laws and Regulations
- No less than 10% from each funding stream
- [Collaborating With Community-Based Organizations](#) (CBO)

- Eligible Agencies
 - Not just daycare centers
 - May be outside district boundaries
- Outreach 601 Daycare centers

Collaboration Information and Guidance

District Responsibilities

- Ensure PreK children, regardless of location, are provided equitable access to all aspects of programming.

Effects of Differing Rates

- District discretion per contracts with collaborating agencies
- What if multiple collaborating agencies are funded by different funding sources?



Paying Collaborating Agencies

- **Option 1**
Pay the CBOs different funding-based rates.
 - Pros & Cons?
- **Option 2**
Pay the CBOs the same rate, such as an average
 - Pros & Cons?
- **Other Options?**



Paying Collaborating Agencies

- **Sample UPK Budget**

- Differing Rates**

- Match funding

PURCHASED SERVICES				
Subtotal - Code 40				
80 Half-Day Slots X \$2,500 ea.	\$200,000	PreK Provider		Head Start
9 Half-Day Slots to PreK Provider Sample 1 \$9,500 ea.		PreK Provider	\$21,500	PreK Provider
to Be Converted X	\$529,000	PreK Provider		YMCA P
			\$2,500 ea.	



Paying Collaborating Agencies

- **Sample SUFDPK Budget**

- Differing Rates**

- Match funding

The image shows a screenshot of a budget spreadsheet. At the top, there is a dark blue header with the text "PURCHASED SERVICES". Below this, a white row contains the text "Subtotal - Code 40" followed by the amount "\$703,500". Below the subtotal row is a table with four columns: "Proposed Expenditure", "Description of Item", "Provider of Services", and "Calculation of Cost". The table contains several rows of data, but the text is mostly illegible due to heavy digital noise and corruption. The bottom of the screenshot shows a blue header with the text "SUPPORT SERVICES".

Paying Collaborating Agencies

- **Sample UPK Budget**

- Same Rates**

- Average available funding

PURCHASED SERVICES		
Subtotal - Code 40	\$789,750	

Paying Collaborating Agencies

- **Sample SUFDPK Budget**
 - **Same Rates**
 - Average available funding


PURCHASED SERVICES				
			Subtotal - Code 40	\$529,750
Description of Item	Provider of Services	Calculation of Cost	Proposed Expenditure	
PreK Provider	PreK Provider Sample 1	9 Conversion Slots	\$29,250	
94 Conversion Slots X \$3,250 ea.	\$305,500	PreK Provider	YMCA Provider	
		30 Full Day Slots X		




Paying Collaborating Agencies

- **Contingencies**
 - Teacher Certification**
 - Staffing Changes**
 - Enrollment Changes**

- Design Contracts to Account for Contingencies**



Conclusion



Did we accomplish our objectives?

Examine funding requirements and contingencies.

Required forms and their procedures and due dates

Management of multiple funding sources and their effects

Subscribe to [OEL News!](#)

NYSED's
Office of Early Learning
(518) 474-5807
OEL@nysed.gov

